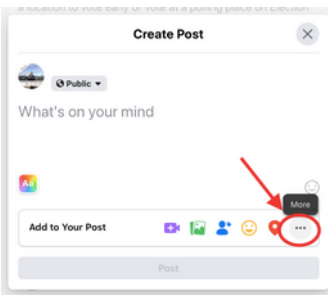




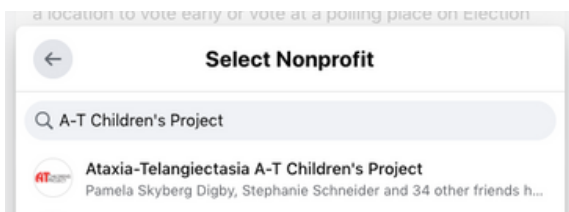
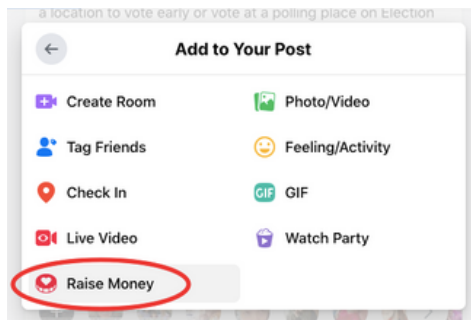
# FUNDRAISING WITH FACEBOOK

## DONATE BUTTON

Start on your Newsfeed or Timeline as if you are going to make a post. Click as if you are going to start typing and select the far right button "... " to open more options.



Click "Raise Money." Search Ataxia-Telangiectasia A-T Children's Project. That's it!




## FUNDRAISER

Start on your Newsfeed. On the left, click "See More" and scroll down to Fundraisers.



Then, click the blue "+ Raise Money" on the left. Select Non-Profit and then "Ataxia-Telangiectasia A-T Children's Project."



Fill in details about your goal and give your fundraiser a title.

Answer "Why are you raising money?" What personally connects you to A-T?

Pick a cover photo. It will need to be a wide and long photo. (Feel free to copy our Facebook cover image.)

Click "Create"!